

There's not enough color!

Add your own using crayons, paint or markers.

TOO MUCH!
Not ENOUGH!

Gina Perry

ISBN 9781101919507



Penguin
Random House
TUNDRA BOOKS



There's too much going on here!

Spot the differences between the top and bottom.

How many did you find? _____


TOO MUCH!
NOT ENOUGH!

Gina Perry

ISBN 9781101919507

tundra

Penguin
Random House
TUNDRA BOOKS



Which rainy day game should we play?

Cut and fold this fortune teller to find out.

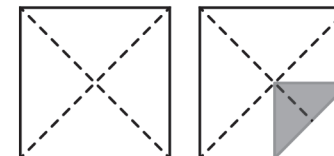
TOO MUCH!
Not ENOUGH!

Gina Perry

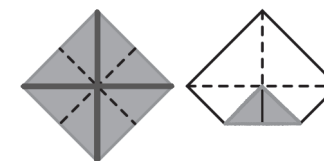
ISBN 9781101919507

tundra

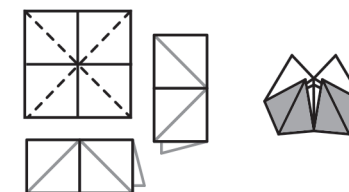
Penguin
Random House
TUNDRA BOOKS



1. Cut out the square to the left.
2. Fold it diagonally both ways to form creases.
3. Open flat. Make sure the design is facing down.
Fold each corner to the center.
4. Flip it over.



5. Fold the corners to the center again.



6. Fold in half both ways to form creases.
7. Wiggle fingers underneath until flaps looks like the last picture.
8. To play, start by saying out loud "Which rainy day game should we play?" and alternate the opening of the flap pockets for each word to show the various numbers.
9. Choose a number and lift up the flap to reveal the activity.

Too messy! Not enough directions!

Find a clear path to the pink bunny.

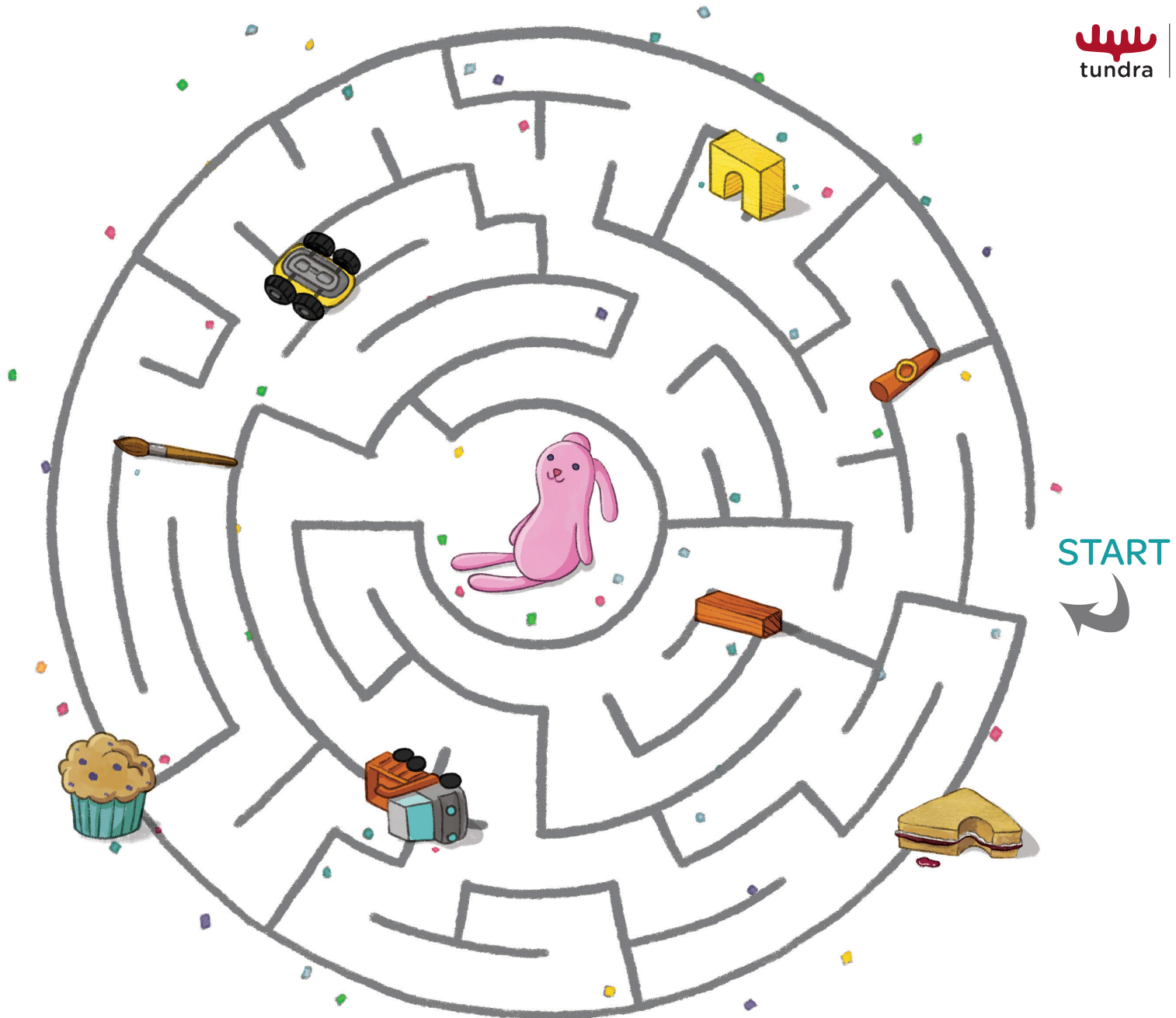
TOO MUCH!
NOT ENOUGH!

Gina Perry

ISBN 9781101919507



Penguin
Random House
TUNDRA BOOKS



Not enough kazoos?

Make your own!

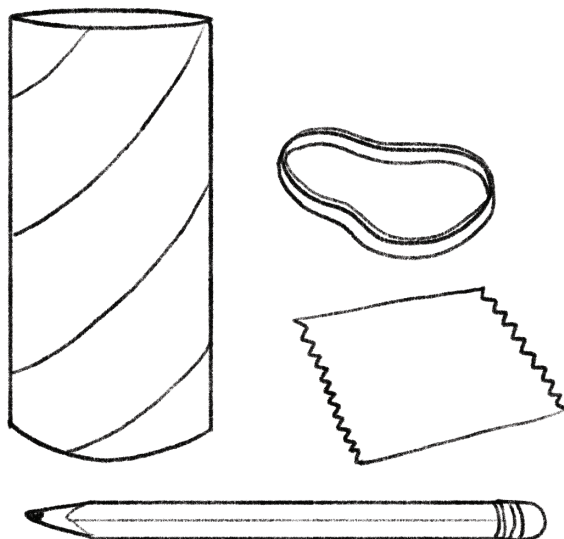
TOO MUCH!
Not ENOUGH!

Gina Perry

ISBN 9781101919507


tundra

Penguin
Random House
TUNDRA BOOKS



MATERIALS:

- TOILET PAPER ROLL
- ELASTIC
- WAX PAPER (OR FOIL OR PLASTIC)
- PENCIL
- PAINTS OR MARKERS TO DECORATE (OPTIONAL)

1. DECORATE YOUR KAZOO AND LET DRY.
2. HAVE AN ADULT POKE A HOLE ABOUT 2" FROM ONE END.
3. COVER THAT END WITH WAX PAPER AND SECURE WITH THE ELASTIC.
4. NOW MAKE SOME MUSIC! HUM INTO THE OPEN END AND MAKE SOME MUSIC!

