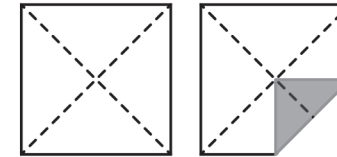
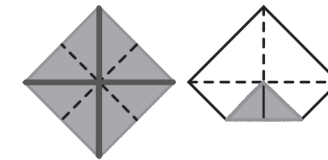


Can We Go Swimming NOW?

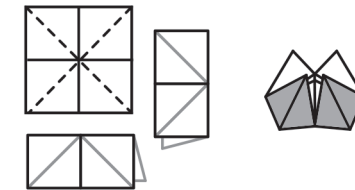
Cut and fold this fortune teller to find out.



1. Cut out the square to the left.
2. Fold it diagonally both ways to form creases.
3. Open flat. Make sure the design is facing down.
Fold each corner to the center.
4. Flip it over.



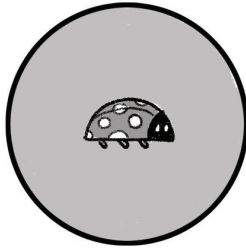
5. Fold the corners to the center again.



6. Fold in half both ways to form creases.
7. Wiggle your thumbs and index fingers under the outer folds so the fortune teller looks like the last picture. This is how you'll hold it!
8. To play, start by saying out loud, "Can we go swimming now?" Pick your favorite flap and spell out the word on it, squeezing the fortune teller different ways for each letter.
9. Choose one of the numbers and lift up the flap to reveal your answer! You can also play with any activity you can think of!

Scavenger Hunt


Search through the book to find all of these animals and bugs.



☐ Ladybug




☐ Bluebird



☐ Fox




☐ Bat



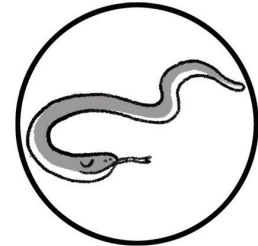
☐ Dragonfly



☐ Moose




☐ Yellow Warbler




☐ Snake



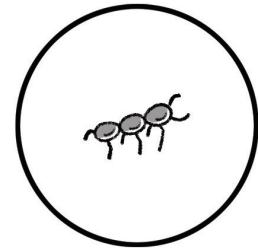
☐ Owl




☐ Caterpillar




☐ Toad




☐ Ant




☐ Butterfly



☐ Mouse

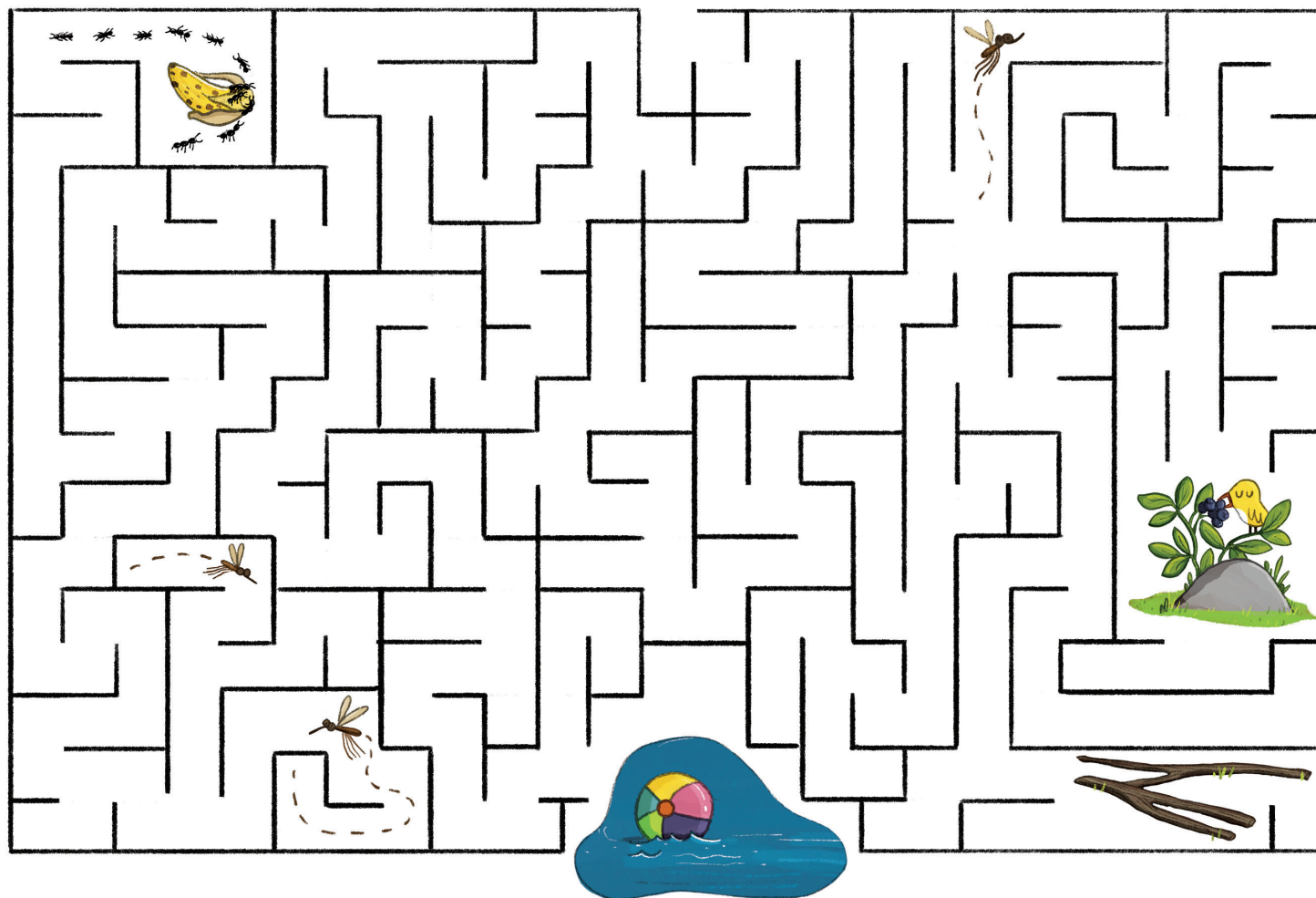


☐ Mosquito



☐ Spider

Can you help Peanut and Moe get to the lake?




Can You Color Peanut and Moe?



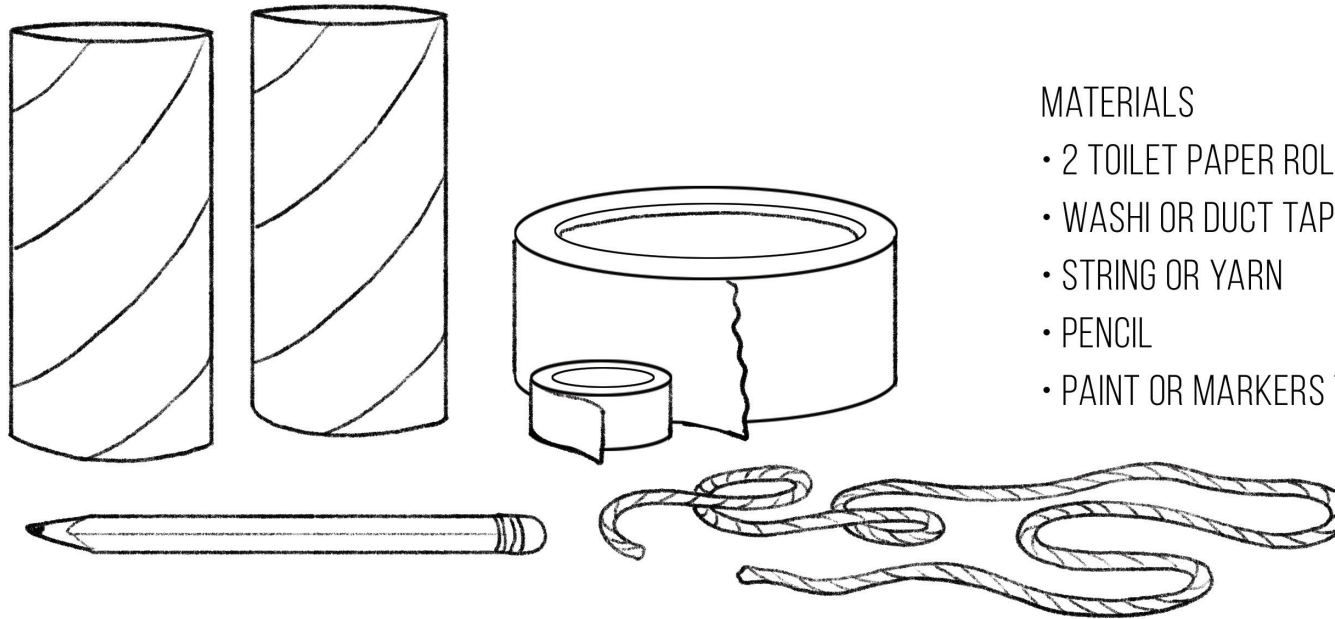
Are Peanut and Moe Ready to Swim? NOT YET!

Add flippers, goggles, boogie boards, toys, floaties, pool noodles, snorkels or whatever you want!



Do you need binoculars?

Here's how you can make your own.



MATERIALS

- 2 TOILET PAPER ROLLS
- WASHI OR DUCT TAPE
- STRING OR YARN
- PENCIL
- PAINT OR MARKERS TO DECORATE (OPTIONAL)

1. DECORATE YOUR BINOCULARS AND LET DRY.
2. TAPE THE TWO ROLLS TOGETHER.
3. HAVE AN ADULT POKE HOLES ON THE OUTSIDE OF EACH ROLL WITH THE PENCIL AND TIE STRING THROUGH EACH, LONG ENOUGH TO HANG AROUND YOUR NECK.
4. NOW GO OUTSIDE AND LOOK FOR BIRDS AND ANIMALS!



Can you make your own campsite?

Instructions:

1. Make a tent by draping blankets over chairs and use a flashlight to explore inside.
2. Pile up pillows and dive off the couch for a comfy swim.
3. Use your binoculars to play I-Spy.
4. More s'mores! Combine crumbled graham crackers, chocolate chips and marshmallows in a bowl and start eating!

