




PAPER PLANE CRAFT

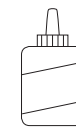
With the help of an adult, use a pair of scissors to cut out the plane parts on this page.

Using the image above as a reference, assemble the plane.

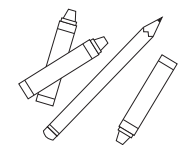
WHAT YOU'LL NEED:



Scissors



Glue



Drawing materials

ALIS THE AVIATOR

by Danielle Metcalfe-Chenail,
illustrated by Kalpa Patel
ISBN 9781101919057




tundra

www.penguinrandomhouse.ca

Draw and color in a scene for your assembled plane.

Glue the pieces of the assembled plane below.



R is for Renegade . . .

ALIS THE AVIATOR
by Danielle Metcalfe-Chenail,
illustrated by Kalpna Patel
ISBN 9781101919057



www.penguinrandomhouse.ca