

ASSEMBLY INSTRUCTIONS:

1. USING SCISSORS, CUT ALONG THE DOTTED LINE.
2. FOLD IN HALF ALONG SOLID LINE.
3. STAPLE PAGES TOGETHER IN FOLD.
4. START FILLING OUT YOUR PASSPORT!



Penguin
Random House
Canada


ASSEMBLY INSTRUCTIONS:

1. USING SCISSORS, CUT ALONG THE DOTTED LINE.
2. FOLD IN HALF ALONG SOLID LINE.
3. STAPLE PAGES TOGETHER IN FOLD.
4. START FILLING OUT YOUR PASSPORT!





CAMP PENGUIN



THE FUNNIEST LINE IN THIS BOOK:



CAMP PENGUIN



MY FAVOURITE JOKE IN THIS BOOK:

ASSEMBLY INSTRUCTIONS:


1. USING SCISSORS, CUT ALONG THE DOTTED LINE.
2. FOLD IN HALF ALONG SOLID LINE.
3. STAPLE PAGES TOGETHER IN FOLD.
4. START FILLING OUT YOUR PASSPORT!



Penguin
Random House
Canada




CAMP PENGUIN



MY FAVOURITE PART OF THIS BOOK:



CAMP PENGUIN



MY FAVOURITE FACT IN THIS BOOK:

ASSEMBLY INSTRUCTIONS:


1. USING SCISSORS, CUT ALONG THE DOTTED LINE.
2. FOLD IN HALF ALONG SOLID LINE.
3. STAPLE PAGES TOGETHER IN FOLD.
4. START FILLING OUT YOUR PASSPORT!



Penguin
Random House
Canada




CAMP PENGUIN



MY FAVOURITE PART OF THIS BOOK:



CAMP PENGUIN



MY FAVOURITE CHARACTER IN THIS BOOK:

ASSEMBLY INSTRUCTIONS:

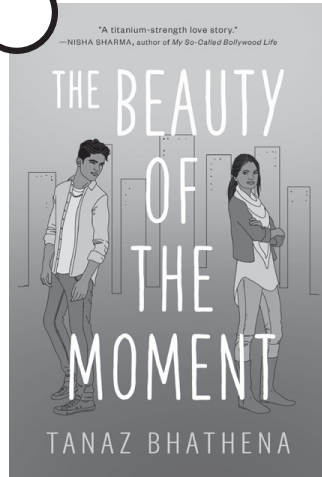
1. USING SCISSORS, CUT ALONG THE DOTTED LINE.
2. FOLD IN HALF ALONG SOLID LINE.
3. STAPLE PAGES TOGETHER IN FOLD.
4. START FILLING OUT YOUR PASSPORT!



Penguin
Random House
Canada




CAMP PENGUIN



MY FAVOURITE QUOTATION IN THIS BOOK:



CAMP PENGUIN



MY FAVOURITE CHARACTER IN THIS BOOK:

ASSEMBLY INSTRUCTIONS:

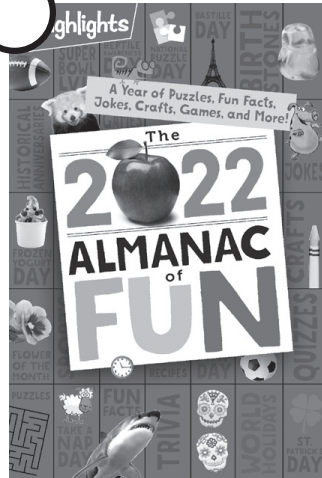
1. USING SCISSORS, CUT ALONG THE DOTTED LINE.
2. FOLD IN HALF ALONG SOLID LINE.
3. STAPLE PAGES TOGETHER IN FOLD.
4. START FILLING OUT YOUR PASSPORT!



Penguin
Random House
Canada




CAMP PENGUIN



MY FAVOURITE FACT IN THIS BOOK:



CAMP PENGUIN



MY FAVOURITE PROMPT IN THIS BOOK:

ASSEMBLY INSTRUCTIONS:

1. USING SCISSORS, CUT ALONG THE DOTTED LINE.
2. FOLD IN HALF ALONG SOLID LINE.
3. STAPLE PAGES TOGETHER IN FOLD.
4. START FILLING OUT YOUR PASSPORT!



Penguin
Random House
Canada



CAMP PENGUIN



MY FAVOURITE PART OF THIS BOOK:



CAMP PENGUIN



MY FAVOURITE CHARACTER IN THIS BOOK:

ASSEMBLY INSTRUCTIONS:

1. USING SCISSORS, CUT ALONG THE DOTTED LINE.
2. FOLD IN HALF ALONG SOLID LINE.
3. STAPLE PAGES TOGETHER IN FOLD.
4. START FILLING OUT YOUR PASSPORT!



Penguin
Random House
Canada



CAMP PENGUIN



MY FAVOURITE INVENTION FROM THIS BOOK:

ASSEMBLY INSTRUCTIONS:

1. USING SCISSORS, CUT ALONG THE DOTTED LINE.
2. FOLD IN HALF ALONG SOLID LINE.
3. STAPLE PAGES TOGETHER IN FOLD.
4. START FILLING OUT YOUR PASSPORT!



Penguin
Random House
Canada