

FUNJEEPUPS



Sculpture Activity

Materials:


- Air dry clay (Red, White, and any third color.)
- Plastic sculpting tool
- Work mat
- Scissors

Instructions:

Print the pieces templates (last page of this activity). This will give you a reference for size and shape of each piece.



isbn: 978-1-77488-700-4



isbn: 987-1-77488-702-8

FUNJEEPUPS



Mixing Time.

Mix equal parts blue clay and white clay to make light blue for the body and cap.

Mix equal parts red clay and white to make pink for the nose.

Roll into balls for each body piece.

*use tempalte as a size guide



Let's Shape the Pieces.

Shape head piece into marshmallow shape.

Shape body piece into marshmallow shape.



FUNJEEPUPS



Make cap with cap piece.

Shape the cap into a gum drop shape.

*use template as a guide.



Shape the cap.

Make 6 indentations around base of cap to make cap petals.

*use template as a guide.



Make 2 ears with ear pieces.

Squish into oval shapes. Make them thin.

*use template as a guide.



Make 2 arms with the arm pieces.

Roll pieces into tiny hotdog shapes.

*use template as a guide.



Make 2 legs out of leg pieces.

Shape into tiny hotdog shapes then bend the bottom to make feet.

*use template as a guide.



Make the tummy out of the tummy piece.

Squish into a half oval shape. Make it thin.

*use template as a guide.



*Letting the pieces air dry for a few minutes can make it easier to assemble.

FUNJEEPUPS



Assembly Time!

Attach head to body.



Attach tummy to body.



Attach ears to back of head.



Attach cap to head.



Attach eyes to head.



Attach nose to head.



FUNJEEPUPS



Make a mouth.

Use the sculpture tool to make an indentation for the mouth.




Attach legs to bottom of body.



Attach arms to side of body.




Add a small piece of clay behind the legs on the bottom to stabilize your Funjeepup.




* Follow drying instructions for the type of air-dry clay that you used.


This much Clay




Head




Body




Cap




**Ears
(make 2)**



**Arms
(make 2)**



**Legs
(make 2)**



Tummy




Nose




**Eyes
(make 2)**

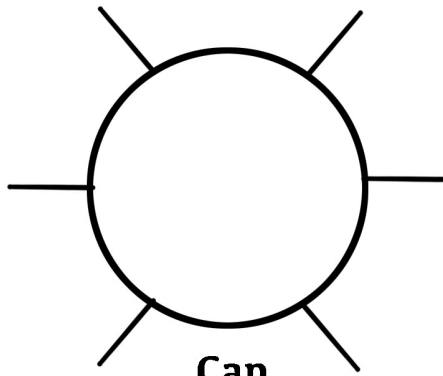
Funjeepup Shapes



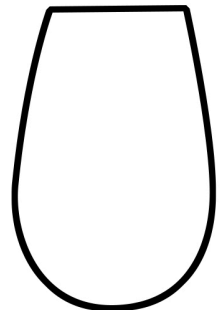
Head



Body



Cap



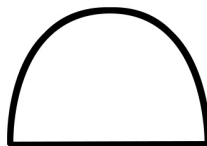
Ears



Arms



Legs



Tummy



Nose